



# InstaPATCH<sup>®</sup> Cu connectivity system

Preterminated copper data center solutions

COMMScope<sup>®</sup>



## InstaPATCH® Cu preterminated copper solution

InstaPATCH Cu preterminated copper solutions represent a major advance for the fast deployment of high-performance networks. Because the assemblies are factory-tested for quality, they arrive at your site preterminated and pre-connectorized, ready for plug-and-play installation. That means no more bulk copper purchases or troublesome field terminations to slow down your deployment.


Engineered for cleaner, more convenient installation, InstaPATCH Cu preterminated copper cable assemblies can be installed in a fraction of the time of traditional implementation. With such efficient and neat installation, you can make certain your network, collocation facility or data center is up and running much faster than ever before.

Plus, CommScope will help your implementation go even smoother with start-to-finish design support.

InstaPATCH Cu preterminated copper solutions are factory-connectorized, factory-tested, modular connectivity

systems. Designed for high-density environments such as data centers, InstaPATCH Cu solutions are ideal for rapid deployment and high performance. Their modular design supports improved cable management and scalable capacity.

By avoiding the labor costs associated with traditional, on-site termination, troubleshooting and rework, these pre-terminated solutions are a smart investment for any data center or collocation facility. Additionally, these InstaPATCH Cu solutions are warranted by CommScope and backed by our industry-leading connectivity experience.



# Features of InstaPATCH® Cu solutions

## InstaPATCH OneLink

- Features a flexible row-to-row configuration
- Supports single-handed operations
- 2x4 and 2x6 configurations allow seamless integration to different switch configurations
- 2x4 and 2x6 release tools facilitate one touch release of all cords at once
- Individual release tool allows removal of one cord at a time

## Performance

- SYSTIMAX® GigaSPEED® X10D solution guaranteed to meet or exceed Category 6A/Class EA channel specs to 500 MHz
- SYSTIMAX GigaSPEED® XL solution guaranteed to meet or exceed Category 6/Class E channel specs to 250 MHz

## Testing

- 100% performance-tested to SYSTIMAX standards
- Test reports can be retrieved through WebTrak®, a certified report system, 24/7 anytime anywhere




## Packaging

- Copper assemblies coiled into boxes for pulling from equipment to patching field or patching field to equipment
- Package labeling identifies installation
- End A is immediately accessible upon unboxing



## Copper assembly design

- 4-pair Category 6/6A U/UTP and Category 6A F/UTP assemblies from 6 to 24 links
- Patch panel modules, outlets, modular plugs, InstaPATCH OneLink or blunt endpoints
- Sleeving or hook-n-loop bundling options available
- Left, right or trident, series or paired, flat or angled designed for optimum cable management
- Optimized 23 inch breakout length from bundling exit
- Leg labels specify A or B side and the leg number



## Benefits of InstaPATCH<sup>®</sup> Cu solutions



### Speed

Install up to 8 times faster than traditional installation methods



### Flexibility

Multiple options for a variety of copper environments



### Reliability

Backed by CommScope's 20-Year Extended Product Warranty and Applications Assurance



### Scalability

Plan and install the exact number of ports you need now and add additional assemblies at any time



### Cost control

Avoid the variable costs of traditional, labor-intensive installations



### Security

Reduce installation time in live data center environments



### Environmental stewardship

Factory-terminated solutions reduce waste associated with cutting cable on-site






# Ordering InstaPATCH® Cu solutions

While CommScope assembles InstaPATCH Cu solutions based on individual orders, getting the right preterminated solutions for your implementation is fast and easy. Just follow these five simple steps:



## 1 Select cable

Choose from GigaSPEED X10D (U/UTP & F/UTP) and GigaSPEED XL, each available in plenum, non-plenum and LSZH.



## 2 Select termination end

Choose what suits your data center best—outlets, modules, patch cord organizer or individual plug designs.





### 3 Select exit orientation

Select exit orientation for each end: right, left or trident; series or paired; flat or angled.

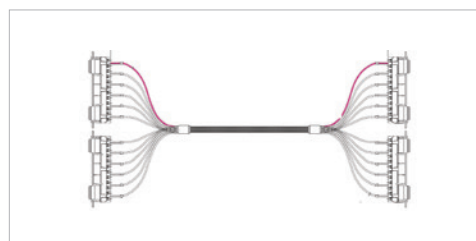


### 4 Select bundling style



### 5 Select cable length

Select unit of measure, foot or meter. Specify the cable length of the longest leg. Please refer to the SYSTIMAX design guide for supported lengths of different channel configurations.



# InstaPATCH Cu configurator

1 2 3 4 5 6 7 8 9 10 11 12  
 C A A A C - 1 1 H A B B F 0 5 0

## Cable Type

1	A	Cat 6A X10D – U/UTP (Plenum)
	B	Cat 6A X10D – U/UTP (Riser)
	C	Cat 6A X10D – U/UTP (LSZH)
	D	Cat 6A X10D – F/UTP (Plenum)
	E	Cat 6A X10D – F/UTP (Riser)
	F	Cat 6A X10D – F/UTP (LSZH)
	G	Cat 6 XL – U/UTP (Plenum)
	H	Cat 6 XL – U/UTP (Riser)
	J	Cat 6 XL – U/UTP (LSZH)
Q	Cat 6A X10D – S/FTP (LSZH)	

## Connector A

2	A	Outlet* – Single Row Standard Density
	B	Outlet* – Dual Row Standard Density
	C	Outlet* – Dual Row High Density
	G	RJ45 Plug* – Single Row Standard Density
	H	RJ45 Plug* – Dual Row Standard Density
	J	RJ45 Plug* – Dual Row High Density
	N	1100 Module
	R	360 1100 Evolve Module
	S	OneLink 2x6
	T	OneLink 2x4
X	Unterminated	

## Connector B

3	A	Outlet* – Single Row Standard Density
	B	Outlet* – Dual Row Standard Density
	C	Outlet* – Dual Row High Density
	G	RJ45 Plug* – Single Row Standard Density
	H	RJ45 Plug* – Dual Row Standard Density
	J	RJ45 Plug* – Dual Row High Density
	N	1100 Module
	T	OneLink 2x4

## Link

4	B	6
	C	8
	D	12
	E	16
	F	18
	G	24

## Orientation A

5	1	Trident Series Flat
	2	Right Paired Flat
	3	Right Series Flat
	4	Left Paired Flat
	5	Left Series Flat
	6	Trident Paired Flat
	A	Trident Series Angled
	B	Right Paired Angled
	C	Right Series Angled
	D	Left Paired Angled
	E	Left Series Angled
	F	Trident Paired Angled

## Orientation B

6	1	Trident Series Flat
	2	Right Paired Flat
	3	Right Series Flat
	4	Left Paired Flat
	5	Left Series Flat
	6	Trident Paired Flat
	A	Trident Series Angled
	B	Right Paired Angled
	C	Right Series Angled
	D	Left Paired Angled
	E	Left Series Angled
	F	Trident Paired Angled
X	Not Applicable	

## Bundling

7	H	Hook-n-loop
	S	Sleeving

## Labeling

8	A	Generic Label
---	---	---------------

## Outlet Color

9	0	Not Applicable
	1	Black (BK)
	2	Blue (BL)
	8	White (WH)

## Jacket Color

10	3	Dark Gray (DG)
	8	White (WH)
	C	Slate (SL)
	Z	Blue (BL)

## UOM

11	F	Foot
	M	Meter

## Length

12	XXX
----	-----

\* Note: Connector A,G B,H and C,J Applications:

A Outlet / G Plug - Single Row Standard Density (supports M2400, 360M FTP panels)

B Outlet / H Plug - Dual Row Standard Density (supports M2000, M2100, M3200, 360M UTP panels)

C Outlet / J Plug - Dual Row High Density (supports M4800 UTP panels)

Configurations are not limited to the above.

Please contact your local sales representative for more information.

CommScope pushes the boundaries of communications technology with game-changing ideas and ground-breaking discoveries that spark profound human achievement. We collaborate with our customers and partners to design, create and build the world's most advanced networks. It is our passion and commitment to identify the next opportunity and realize a better tomorrow. Discover more at [commscope.com](http://commscope.com)

**COMMSCOPE®**

---

[commscope.com](http://commscope.com)

Visit our website or contact your local CommScope representative for more information.

© 2018 CommScope, Inc. All rights reserved.

Unless otherwise noted, all trademarks identified by ® or ™ are registered trademarks, respectively, of CommScope, Inc. This document is for planning purposes only and is not intended to modify or supplement any specifications or warranties relating to CommScope products or services. CommScope is committed to the highest standards of business integrity and environmental sustainability with a number of CommScope's facilities across the globe certified in accordance with international standards, including ISO 9001, TL 9000, and ISO 14001. Further information regarding CommScope's commitment can be found at [www.commscope.com/About-Us/Corporate-Responsibility-and-Sustainability](http://www.commscope.com/About-Us/Corporate-Responsibility-and-Sustainability).

BR-107874.3-EN (10/18)